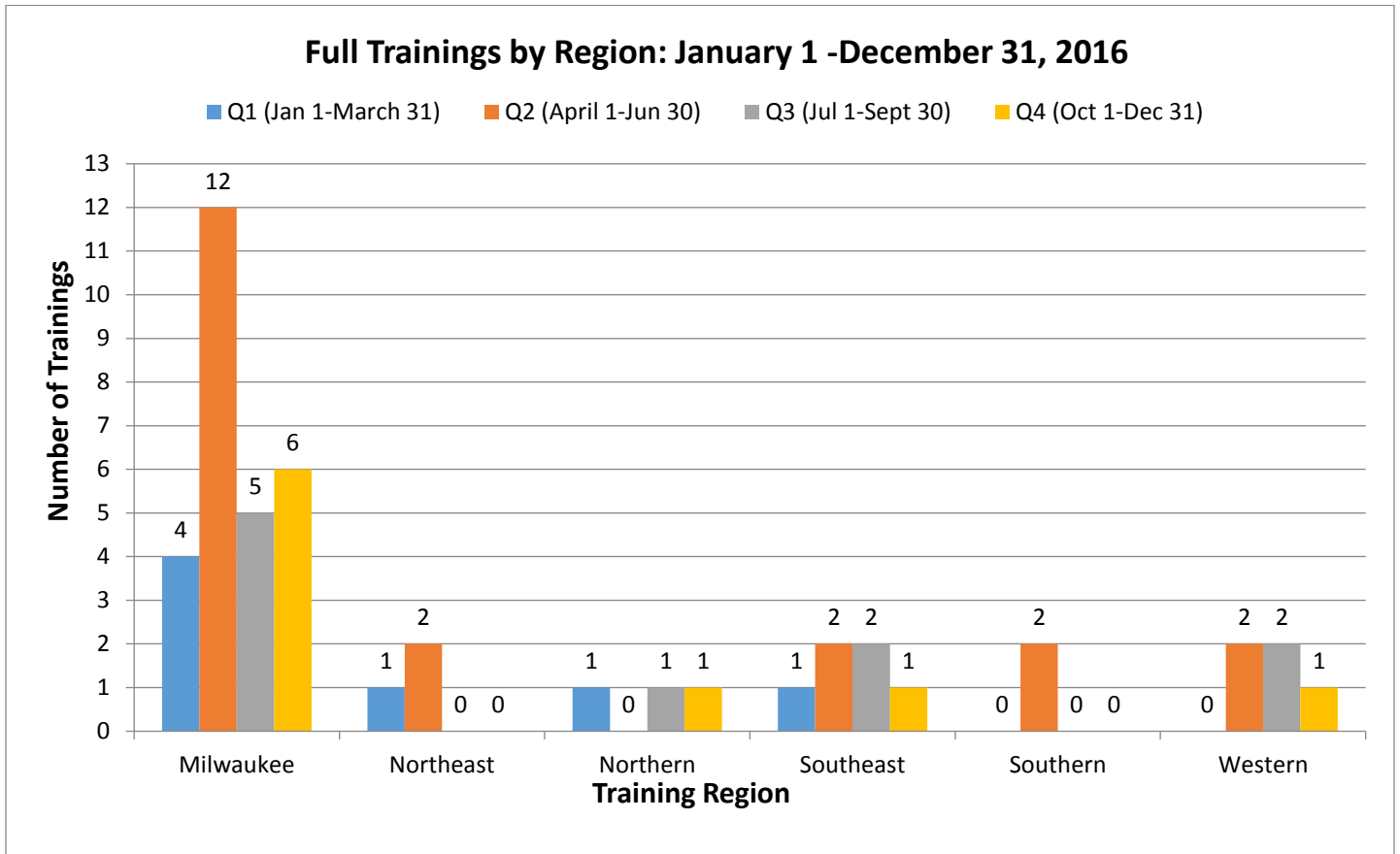


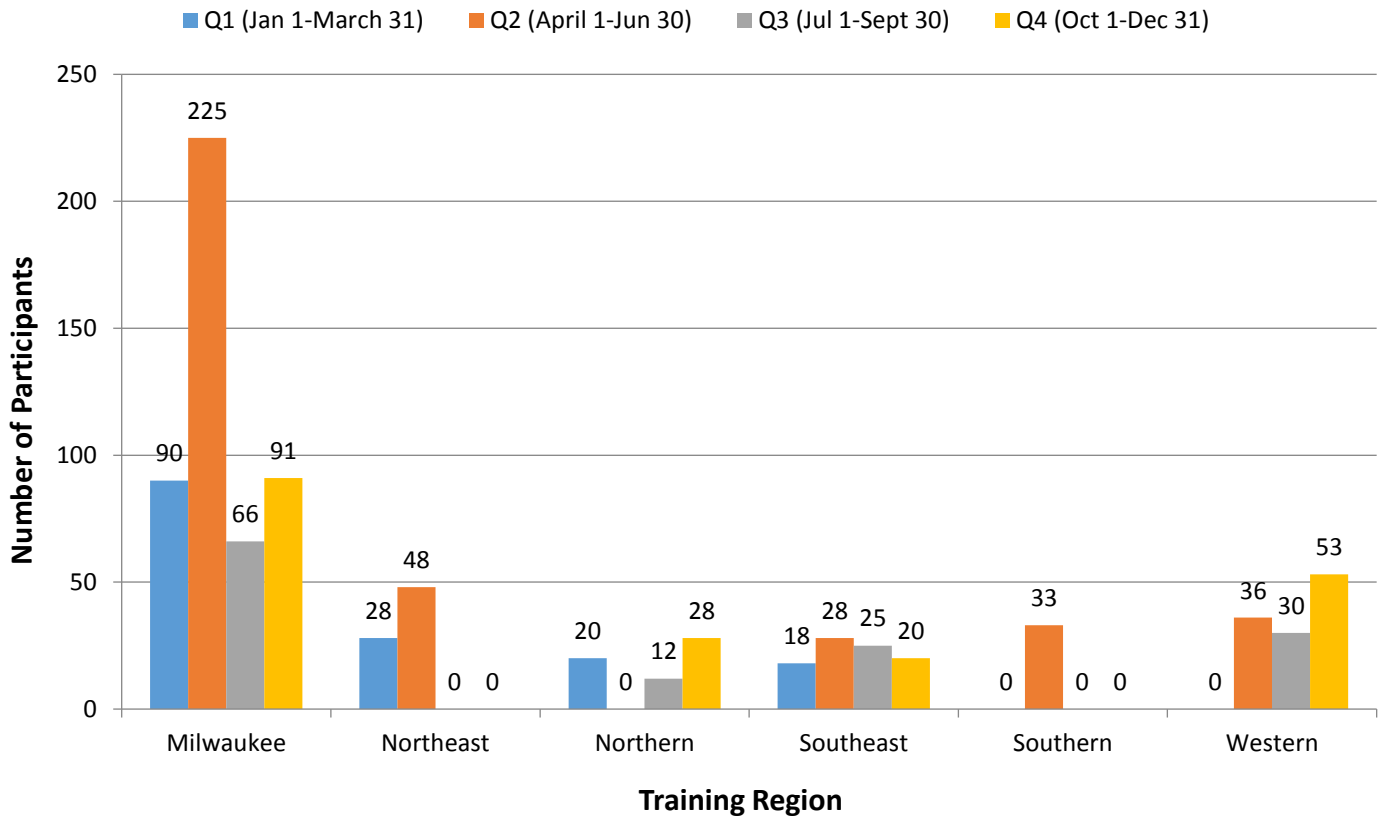
## WI Model Early Learning Standards Training Report January 1-December 31, 2016



### Full Trainings by Region: January 1 –December 31, 2016

	Milwaukee	Northeast	Northern	Southeast	Southern	Western	Total
<b>Q1 (Jan. 1-March 31)</b>	4	1	1	1	0	0	7
<b>Q2 (April 1-June 30)</b>	12	2	0	2	2	2	20
<b>Q3 (July 1-Sept. 30)</b>	5	0	1	2	0	2	10
<b>Q 4 (Oct. 1-Dec. 31)</b>	6	0	1	1	0	1	9
<b>Total</b>	27	3	3	6	2	5	46

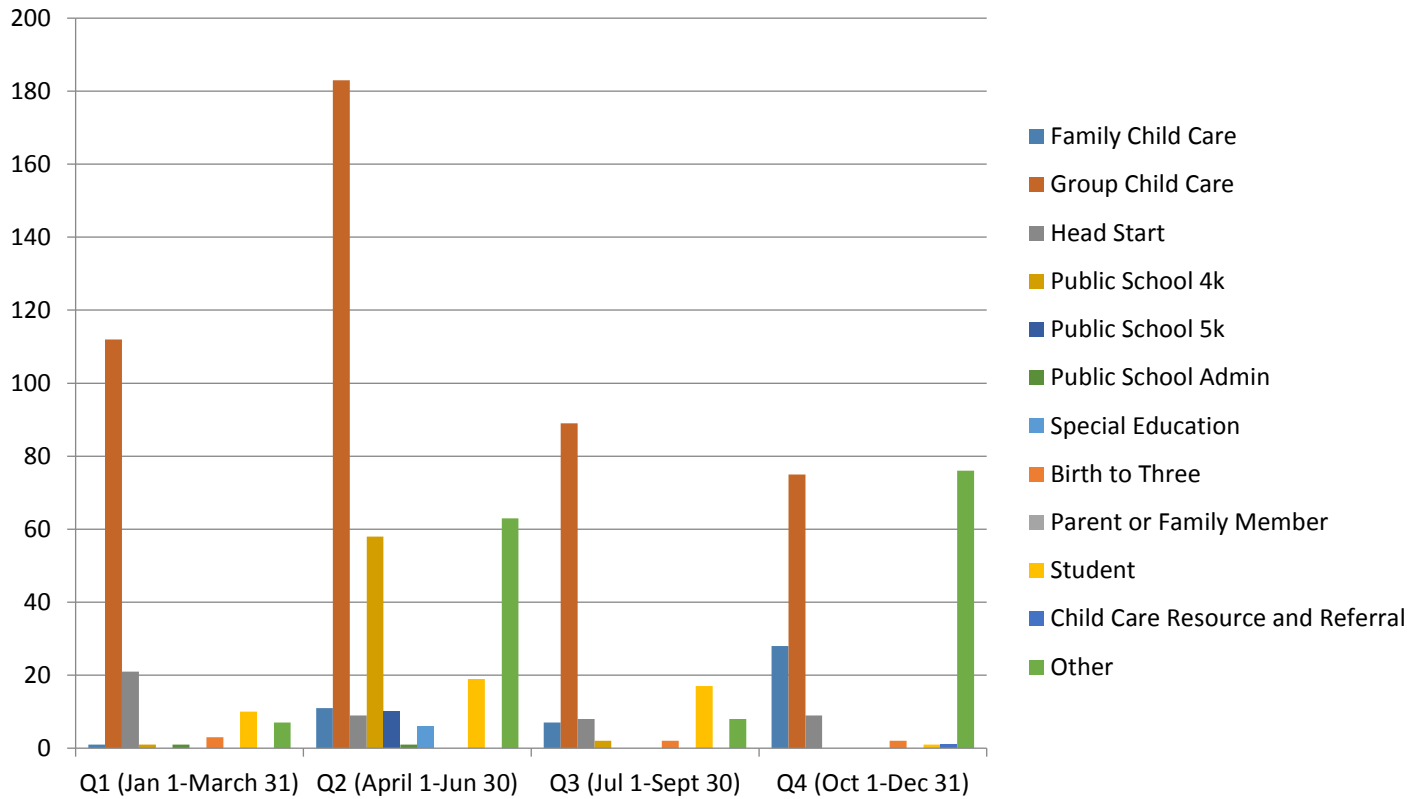
### Region Participation by Quarter: January 1 -December 31, 2016



### Region Participation by Quarter: January 1 – December 31, 2016

	Milwaukee	Northeast	Northern	Southeast	Southern	Western	Total
<b>Q1 (Jan. 1-March 31)</b>	90	28	20	18	0	0	156
<b>Q2 (April 1-June 30)</b>	225	48	0	28	33	36	370
<b>Q3 (July 1-Sept. 30)</b>	66	0	12	25	0	30	133
<b>Q 4 (Oct. 1-Dec. 31)</b>	91	0	28	20	0	53	139
<b>Total</b>	472	76	60	91	33	119	851

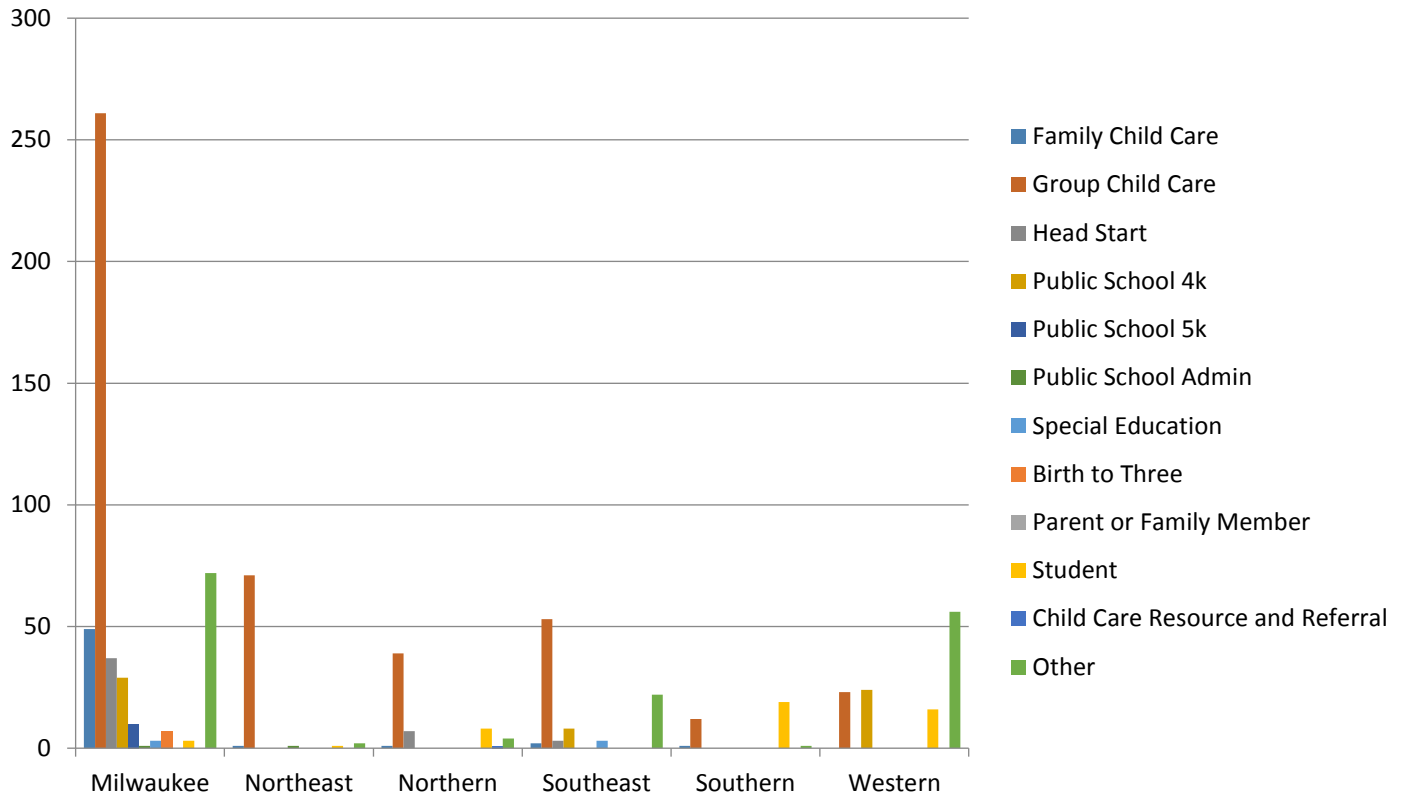
### Sector Participation by Quarter: January 1-December 31, 2016



### Sector Participation by Quarter: January 1–December 31, 2016

Sector	Q1 (Jan1-March 31)	Q2 (April 1-June 30)	Q3 (Jul1-Sept-30)	Q4 (Oct1-Dec31)	Total
Family Child Care	1	18	7	28	54
Group Child Care	112	183	89	75	459
Head Start	21	9	8	9	47
Public School 4K	1	58	2	0	61
Public School 5K	0	10	0	0	10
Public School Administration	1	1	0	0	2
Special Education	0	6	0	0	6
Birth to Three	3	0	2	2	7
Parent/Family Member	0	0	0	0	0
Student	10	19	17	1	47
Child Care Resource & Referral	0	0	0	1	1
Other	7	66	8	76	157
<b>Total</b>	<b>156</b>	<b>370</b>	<b>133</b>	<b>192</b>	<b>851</b>

### Region Participation by Sector: January 1-December 31, 2016



### Region Participation by Sector: January 1-December 31, 2016

Sector	Milwaukee	Northeast	Northern	Southeast	Southern	Western	Total
Family Child Care	49	1	1	2	1	0	54
Group Child Care	261	71	39	53	12	23	459
Head Start	37	0	7	3	0	0	47
Public School 4K	29	0	0	8	0	24	61
Public School 5K	10	0	0	0	0	0	10
Public School Administration	1	1	0	0	0	0	2
Special Education	3	0	0	3	0	0	6
Birth to Three	7	0	0	0	0	0	7
Parent/Family Member	0	0	0	0	0	0	0
Student	3	1	8	0	19	16	47
Child Care Resource & Referral	0	0	1	0	0	0	1
Other	71	2	4	2	1	56	157
<b>Total</b>	<b>472</b>	<b>76</b>	<b>60</b>	<b>91</b>	<b>33</b>	<b>119</b>	<b>851</b>

## County Participation by Region: January 1-December 31, 2016

Region	County	Q 1 (Jan 1-March 31)	Q2 (April1-June 30)	Q3 (July 1-Sept 30)	Q 4 (Oct 1-Dec 31)	Total
Milwaukee	Milwaukee	4	12	5	6	27
Northeast	Outagamie	1				1
Northeast	Brown		1			1
Northeast	Fon du Lac		1			1
Northern	Marathon	1				1
Northern	Bayfield			1		1
Northern	Portage				1	
Southeast	Racine	1		1		2
Southeast	Jefferson		1			1
Southeast	Kenosha		1		1	1
Southeast	Waukesha			1		1
Southern	Columbia		1			1
Southern	Dane		1			1
Western	La Crosse		1	2		3
Western	St. Croix		1			1
Western	Eau Claire				1	1
<b>Total</b>		<b>7</b>	<b>20</b>	<b>10</b>	<b>9</b>	<b>46</b>

## Tribal Community/Nations Trainings: January 1-December 31, 2016

1. Red Cliff Band of Lake Superior Chippewa

Q 3 (July 1-Sept. 30)