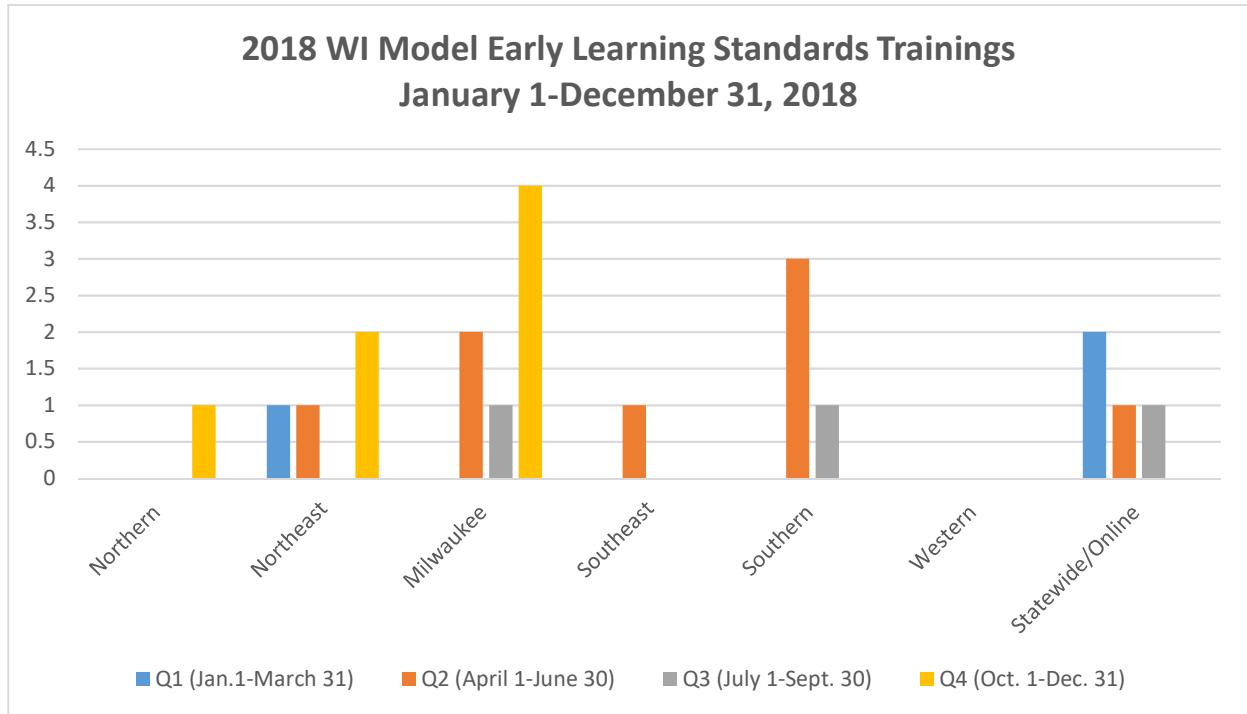


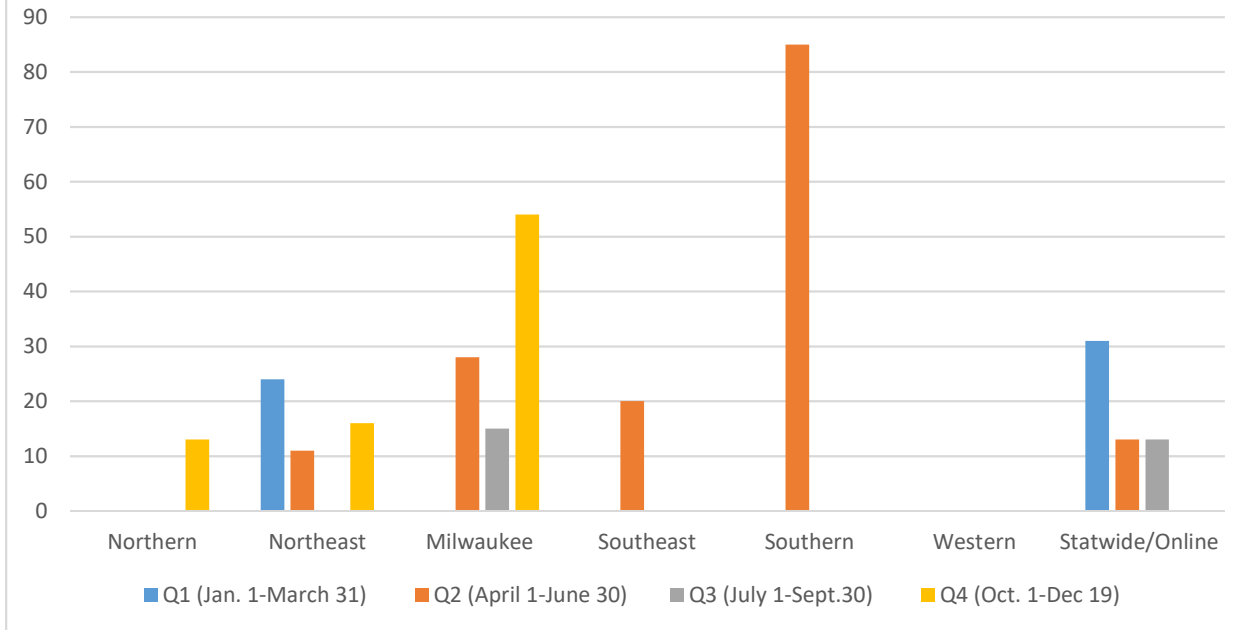
WI Model Early Learning Standards Training Report January 1, 2018-December 31, 2018



WI Model Early Learning Standards Training (Jan. 1-Dec. 31, 2018)

Region	Q 1	Q 2	Q 3	Q 4	Total
Northern				1	1
Northeast	1	1		2	4
Milwaukee		2	1	4	7
Southeast		1			1
Southern		3	1		4
Western					
Statewide/Online	2	1	1		4
Total	3	8	3	7	21

**WI Model Early Learning Standards Trainings
January 1-December 31, 2018
Regional Participation by Quarter**

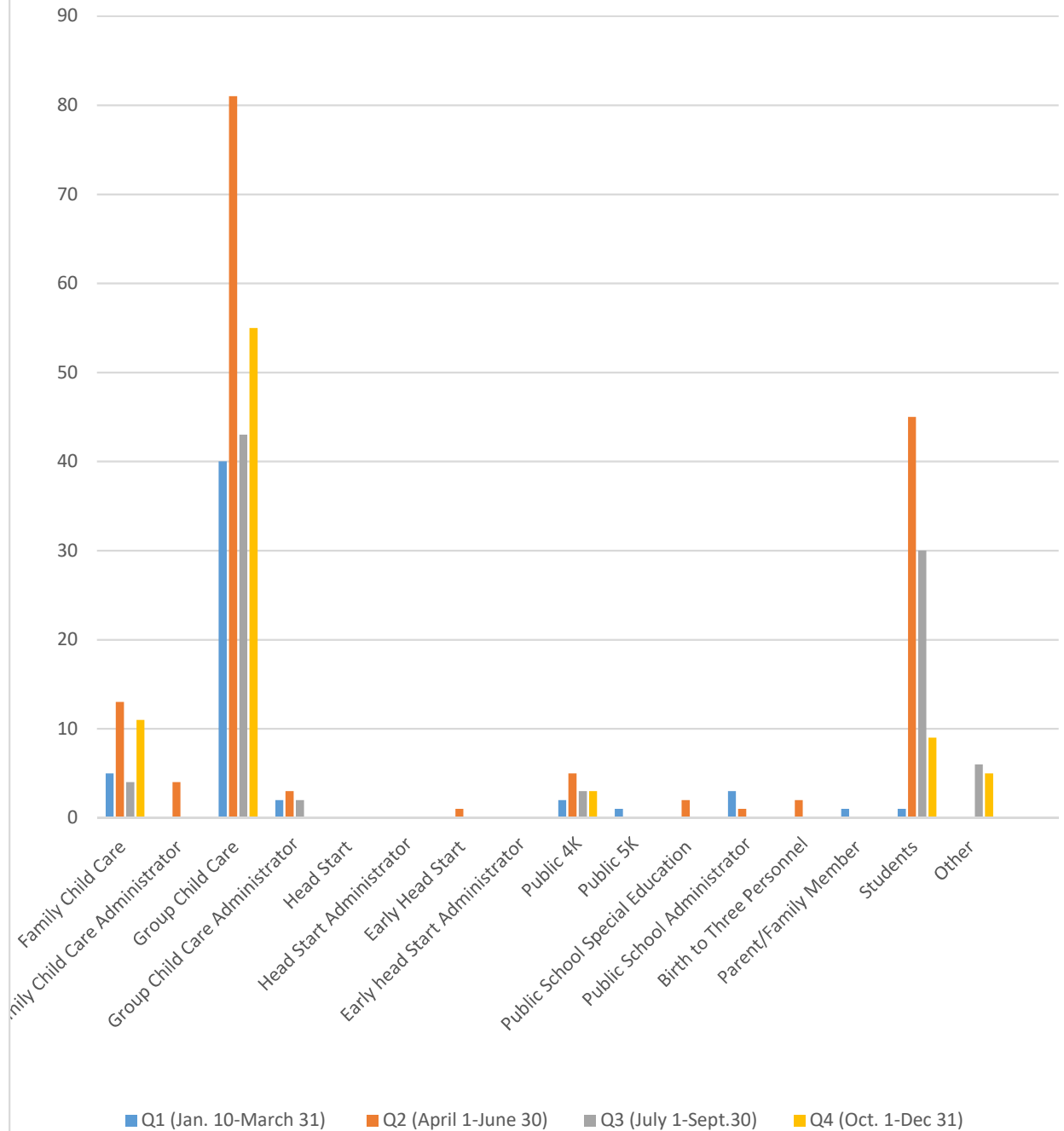


WI Model Early Learning Standards Trainings

**January 1-December 31, 2018
Regional Participation by Quarter**

Region	Q 1	Q 2	Q 3	Q 4	Total
Northern				13	13
Northeast	24	11		16	51
Milwaukee		28	15	54	97
Southeast		20			20
Southern		85	60		145
Western					
Statewide/Online	31	13	13		57
Total	55	157	88	83	383

WI Model Early Learning Standards Training January 1-December 31, 2018 Participation by Sector



WI Model Early Learning Standards
January 1-December 31, 2018
Participation by Sector

Sector	Q 1	Q 2	Q 3	Q 4	Total
Family Child Care	5	13	4	11	33
Family Child Care Administrator		4			4
Group Child Care	40	81	43	55	219
Group Child Care Administrator	2	3	2		7
Head Start					
Head Start Administrator					
Early Head Start		1			1
Early Head Start Administrator					
Public 4K	2	5	3	3	13
Public 5K	1				1
Public School Special Education		2			2
Public School Administration	3	1			4
Birth to Three Personnel		2			2
Parent/Family Member	1				1
Student	1	45	30	9	85

Other			6	5	11
Total	55	157	88	83	383