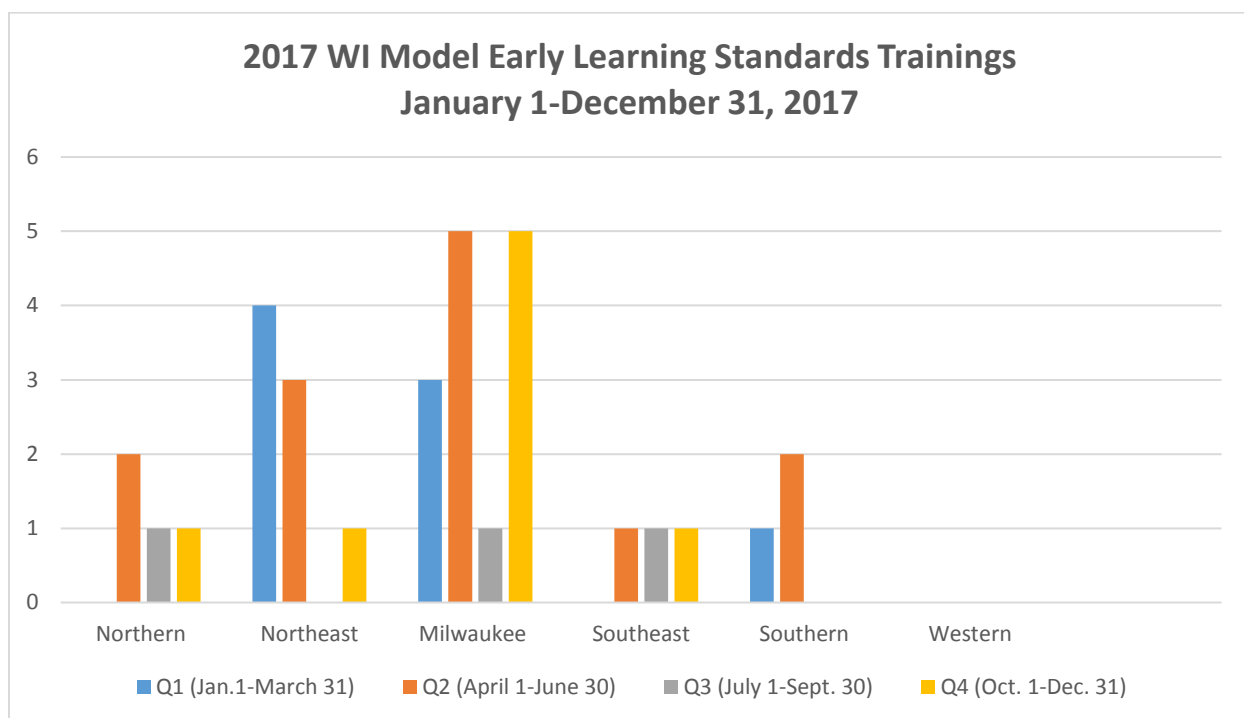


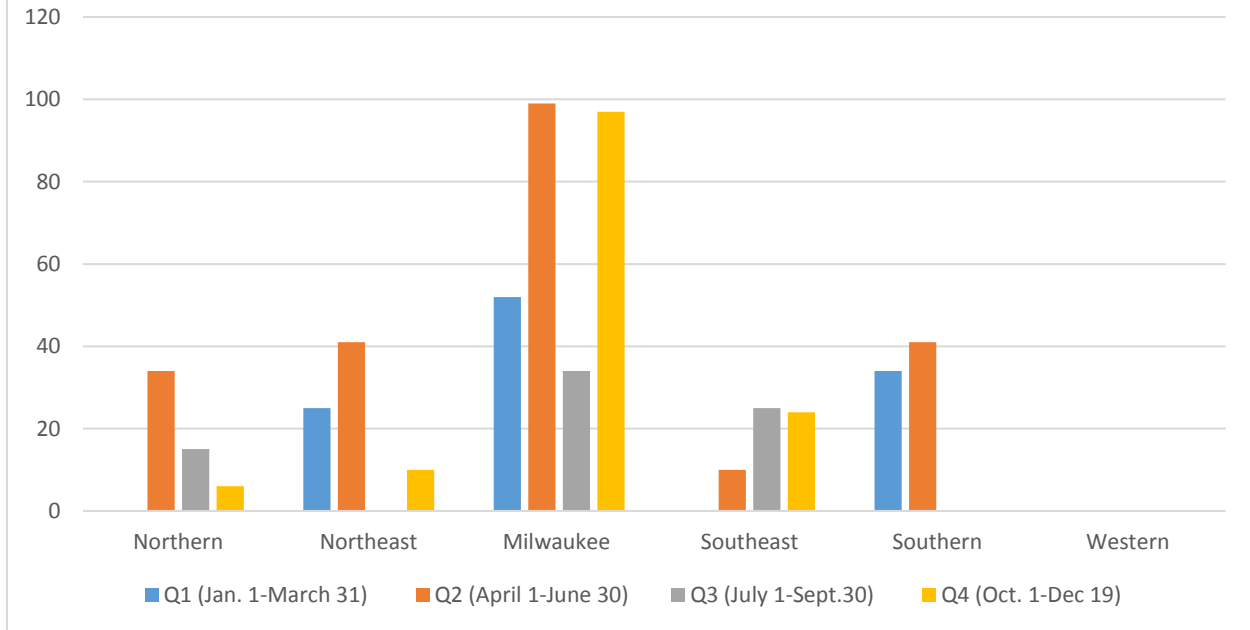
WI Model Early Learning Standards Training Report January 1, 2017-December 31, 2017



WI Model Early Learning Standards Training (Jan. 1-Dec. 31, 2017)

Region	Q 1	Q 2	Q 3	Q 4	Total
Northern	0	2	1	1	4
Northeast	1	3	0	1	5
Milwaukee	3	5	1	5	14
Southeast	0	1	1	1	3
Southern	1	2	0	0	3
Western	0	0	0	0	0
Total	5	13	3	8	29

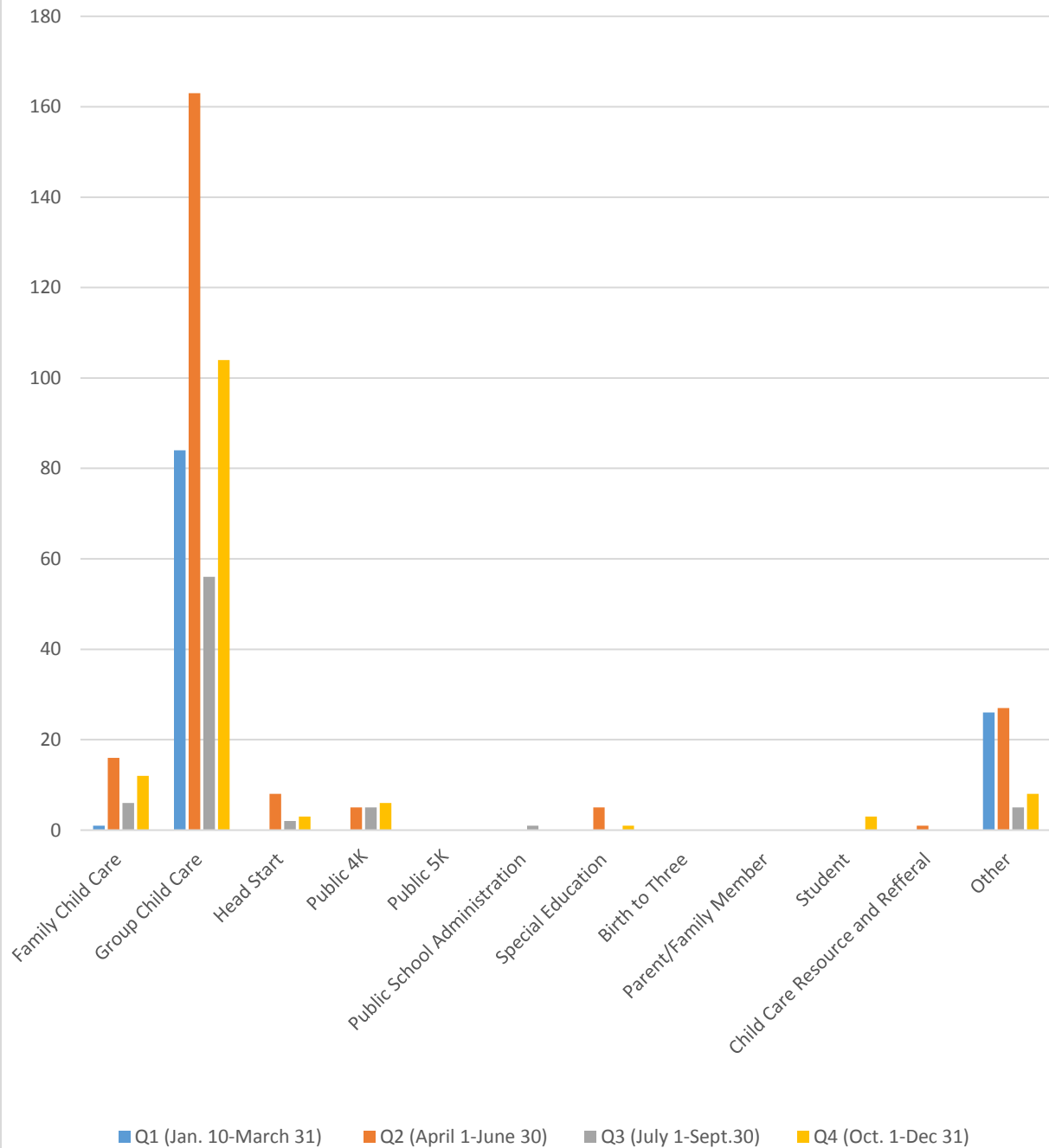
**WI Model Early Learning Standards Trainings
January 1-December 31, 2017
Regional Participation by Quarter**



**WI Model Early Learning Standards Trainings
January 1-December 31, 2017
Regional Participation by Quarter**

Region	Q 1	Q 2	Q 3	Q 4	Total
Northern	0	32	15	6	55
Northeast	25	41	0	10	76
Milwaukee	52	99	34	97	282
Southeast	0	10	25	24	59
Southern	34	42	0	0	76
Western	0	0	0	0	0
Total	111	226	74	137	548

WI Model Early Learning Standards Training January 1-December 31, 2017 Participation by Sector



WI Model Early Learning Standards
January 1-December 31, 2017
Participation by Sector

Sector	Q 1	Q 2	Q 3	Q 4	Total
Family Childcare	1	16	6	12	35
Group Childcare	84	163	56	104	407
Head Start	0	8	2	3	13
Public 4K	0	5	5	6	16
Public 5K	0	0	0	0	0
Public School Administration	0	0	1	0	1
Special Education	0	5	0	1	6
Birth to Three	0	0	0	0	0
Parent/Family Member	0	0	0	0	0
Student	0	0	0	3	3
Child Care Resource and Referral	0	1	0	0	1
Other	26	27	5	8	66
Total	111	225	75	137	548